








| SOCIETE DE GESTION | CLASSIFICATION | OPCYM | VL | |
|---|---|--------------------------------------|----------------------------|----------|
|  | ACTIONS | AD MOROCCAN EQUITY FUND | 1,858,92 | |
| | DIVERSIFIE | AD BALANCED FUND | 1,238,32 | |
| | | AD HARMONIE DIVERSIFIE | 1,016,22 | |
| | | AD CASH | 1,514,68 | |
| | MONETAIRE | AD FIXED INCOME FUND | 1,242,20 | |
| | | AD YIELD FUND | 1,297,71 | |
| | OCT | AD SELECT BANQUES | 1,087,87 | |
| | | AD BONDS | 1,665,41 | |
| | OMLT | AD COMPACT OBLIGATAIRE | 1,090,61 | |
| | | AD SECUR RENDEMENT | 1,175,02 | |
| |  | ACTIONS | AFG DYNAMIC FUND | 6,975,67 |
| DIVERSIFIE | | AFG OPTIMAL FUND | 4,213,12 | |
| | | AFG FLEXIBLE FUND | 1,221,95 | |
| MONETAIRE | | AFG CASH MANAGEMENT | 1,748,13 | |
| OCT | | AFG LIQUIDITY FUND | 1,813,83 | |
| | | AFG INCOME FUND | 2,304,37 | |
| OMLT | | AFG SECUR RENDEMENT | 1,173,77 | |
| | | AFG T-BOND FUND | 1,175,30 | |
| | | AFG GOV BOND FUND | 1,159,01 | |
| | | AFG ACTIVE BOND FUND | 1,025,26 | |
| | | AFRICAPITAL EQUITY | 2,429,06 | |
| DIVERSIFIE | | AFRICAPITAL SECURITE | 2,337,27 | |
| | | FCP AFRICAPITAL DIVERSIFIE | 1,122,02 | |
| | | AFRICAPITAL LIQUIDITY | 1,521,79 | |
| MONETAIRE | | AFRICAPITAL CASH | 1,524,51 | |
| OCT | FCP AFRICAPITAL CASH PLUS | 114,056,02 | | |
| OMLT | AFRICAPITAL BONDS | 1,527,93 | | |
| | AC SECUR RENDEMENT | 1,139,30 | | |
|  | ACTIONS | ATLAS PREMIUM | 580,62 | |
| | DIVERSIFIE | ATLAS AMBITION | 166,09 | |
| | | ATLAS SELECTION | 219,06 | |
| | | ATLAS OPTIMISATION | 168,67 | |
| | MONETAIRE | ATLAS PERFORMANCE | 1,101,71 | |
| | | ATLAS CROISSANCE | 130,72 | |
| | | ATLAS TRESORERIE | 121,22 | |
| | OCT | ATLAS MONEBANQUES | 118,08 | |
| | | ATLAS EQUILIBRE | 139,19 | |
| | | ATLAS LIQUIDITE | 140,93 | |
| | OMLT | ATLAS OBLIGANCAIRES | 119,63 | |
| | | ATLAS SERENITE | 158,77 | |
| | | OBLIGATAIRE PLUS | 130,35 | |
| | | ATLAS HARMONIE | 235,90 | |
| | | ATLAS PERENNITE | 130,26 | |
| | | AL ULTIMAI PROTECTION | 239,969,67 | |
| |  | MAROC VALEURS | 6,648,70 | |
| | | ACTIONS | FCP CAPITAL PARTICIPATIONS | 8,908,26 |
| | | | CAPITAL DIVIDENDES PLUS | 6,847,78 |
| | | | FCP CAPITAL INDICE | 3,822,21 |
| | | | FCP CAPITAL PROTECTION | 3,302,42 |
| FCP CAPITAL ACTIONS | | | 214,97 | |
| FCP CAPITAL SELECTION | | | 273,53 | |
| FCP CAPITAL MAGHREB | | | 1,422,20 | |
| FCP CAPITAL IMMOBILIER | | | 1,540,32 | |
| FCP CIMR TANMYA | | | 2,189,73 | |
| CAPITAL AFRIQUE | | | 1,689,46 | |
| FCP CAPITAL ACTIONS PREMIUM | | 193,62 | | |
| CONTRACTUEL | | FH2 ACTIONS | 1,406,78 | |
| DIVERSIFIE | | CAPITAL IMTIYAZ GARANTI | 1,021,68 | |
| | | FCP CAPITAL BALANCE | 5,002,33 | |
| | FCP CAPITAL IMTIYAZ CROISSANCE | 58,760,39 | | |
| | FCP MEDERSAT.COM | 711,27 | | |
| | FCP CAPITAL TERME | 219,75 | | |
| | FCP CAPITAL MULTI-GESTION | 498,18 | | |
| | FCP CAPITAL OPTIMUM | 1,938,71 | | |
| | FCP MOUSTAQBAL CRP | 2,619,78 | | |
| | FCP CAPITAL GLOBAL MACRO | 148,647,59 | | |
| | FCP CAPITAL LONG/SHORT | 1,305,57 | | |
| | CAPITAL EQUILIBRE | 1,290,64 | | |
| | FCP AMAN-FM | 1,383,68 | | |
| | FCP CAPITAL OPPORTUNITE | 1,218,93 | | |
| | FCP CAPITAL DIVERSIFIES | 1,086,66 | | |
| | R-MIXT PERFORMANCE | 1,181,34 | | |
| | CAPITAL ISR | 1,384,62 | | |
| | MONETAIRE | IRAD | 2,660,87 | |
| | OCT | FCP CAPITAL MONETAIRE | 1,601,04 | |
| | | FCP CAPITAL IMTIYAZ TRESORERIE | 138,163,72 | |
| | | FCP CAPITAL MONETAIRE PLUS | 1,242,64 | |
| | OMLT | FCP CAPITAL DYNAMIQUE | 2,202,87 | |
| | | FCP CAPITAL IMTIYAZ LIQUIDITE | 18,235,59 | |
| | | FCP CAPITAL OBLIGATIONS BANQUES | 1,442,05 | |
| | | FCP CAPITAL RENDEMENT | 2,443,23 | |
| | | FCP CAPITAL OBLIGATIONS BANQUES PLUS | 1,167,24 | |
| SICAVENIR | | 4,654,89 | | |
| FCP CAPITAL OPTIMISATION | | 241,01 | | |
| FCP CAPITAL TRESOR | | 2,746,41 | | |
| FCP CAPITAL INSTITUTIONS | | 2,512,17 | | |
| FCP CAPITAL IMTIYAZ SECURITE | | 28,284,46 | | |
|  | FCP CAPITAL TAALIM | 2,206,94 | | |
| | FCP AL ULTIMAI SECURITE | 211,253,15 | | |
| | FCP CAPITAL PLUS | 1,593,02 | | |
| | CMR SANADATE | 1,586,03 | | |
| | CAPITAL CAT | 1,353,95 | | |
| | CAPITAL COMBO | 141,798,84 | | |
| | ALIF III | 1,240,62 | | |
| | FCP CAPITAL OBLIGATIONS | 1,170,00 | | |
| | FCP CAPITAL OBLIGATIONS PLUS | 1,786,66 | | |
| | FCP CAPITAL SECURITE | 27,87 | | |
| | FCP CAPITAL SERENITE | 1,515,79 | | |
| | CAPITAL RENDEMENT PLUS | 1,087,00 | | |
| | FH2 OBLIGATAIRE DYNAMIQUE II | 1,152,88 | | |
| | ACTIONS | CAPITAL TRUST ACTIONS | 2,029,59 | |
| | DIVERSIFIE | CAPITAL TRUST DYNAMIQUE | 1,407,23 | |
| | | CAPITAL TRUST EQUITY | 1,247,79 | |
| | | CAPITAL TRUST DIVERSIFIE | 1,285,23 | |
| | MONETAIRE | CAPITAL TRUST EQUILIBRE | 1,139,32 | |
| | | CAPITAL TRUST CROISSANCE | 1,204,81 | |
| | | CAPITAL TRUST ALLOCATION | 1,214,22 | |
| | OCT | CAPITAL TRUST PERFORMANCE | 1,328,03 | |
| | | CAPITAL TRUST PATRIMOINE | 1,174,92 | |
| | | CAPITAL TRUST MONETAIRE | 1,389,66 | |
| CAPITAL TRUST TRESORERIE | | 1,225,18 | | |
| CAPITAL TRUST OBLIG COURT TERME | | 1,391,16 | | |
| CAPITAL TRUST CASH PLUS | | 1,237,35 | | |
| CAPITAL TRUST SECURPLUS | | 1,110,07 | | |
| CAPITAL TRUST OBLIGATAIRE | | 1,583,88 | | |
| CAPITAL TRUST INSTITUTIONS | | 1,209,49 | | |
| CAPITAL TRUST RENDEMENT | | 1,160,07 | | |
| OMLT | CAPITAL TRUST OBLIG PLUS | 1,240,12 | | |
| | CAPITAL TRUST OBLIG PREMIUM | 1,155,37 | | |
| | CAPITAL TRUST OPPORTUNITE | 1,056,48 | | |
| | CAPITAL TRUST SERENITE | 1,162,43 | | |
| | CAPITAL TRUST HARMONIE | 1,169,17 | | |
| | CT SECUR RENDEMENT | 113,027,86 | | |
| | CAPITAL TRUST BONDS | 1,117,32 | | |
| | CAPITAL TRUST HORIZON | 1,035,69 | | |
|  | CDG CROISSANCE | 8,783,10 | | |
| | SOCIETE CENTRALE DE REASSURANCE-INTEGRALE | 5,857,66 | | |
| | ACTIONS | CDG-ACTIONS | 6,908,78 | |
| | | DAILY EQUITY FUND | 1,240,65 | |
| | | CKG ISR SELECTION | 956,26 | |
| | | FH2 ACTIONS II | 7,350,32 | |
| | | ATLANTA AVENIR | 4,810,75 | |
| | | FCP OPPORTUNITES | 2,580,92 | |
| | | CDG SMALL & MID CAP | 2,324,04 | |
| | | CMR ASHOUM | 2,384,06 | |
| | | CDG PERFORMANCE | 2,824,01 | |
| | | CKG ACTIONS IDIKHAR | 242,78 | |
| | CONTRACTUEL | FCP CKG GARANTI | 1,031,06 | |
| | DIVERSIFIE | CDG IDIHAR | 3,812,68 | |
| | | CDG PATRIMOINE | 4,212,89 | |
| | | AXA-AVENIR | 3,516,74 | |
| | | CAT EVOLUTION | 1,674,78 | |
| | | CNIA AVENIR | 2,523,66 | |
| | | FCP ALLOCATION | 1,812,76 | |
| | | CDG MULTIGESTION | 1,941,84 | |
| | | SANAD PERFORMANCE | 962,10 | |

| SOCIETE DE GESTION | CLASSIFICATION | OPCYM | VL |
|---|-------------------------------|---|------------|
|  | MONETAIRE | CDG TRESORERIE | 2170,5 |
| | | FCP MONETAIRE DYNAMIQUE | 1,076,15 |
| | | CDG CASH | 2,187,01 |
| | | CDG MONEY PREMIUM | 1,602,86 |
| | | FCP LIQUIDITES | 3,295,01 |
| | | AL BARID TRESORERIE | 727,04 |
| | | CDG SERENITE | 1,304,64 |
| | | CDG OPTIMUM | 2,945,28 |
| | | FCP MONETAIRE PREMIUM | 1,092,61 |
| | | CDG MONETAIRE PLUS | 2,188,50 |
| | OCT | FCP SERENITE CT | 1,065,69 |
| | | FCP OCT DYNAMIQUE | 1,081,13 |
| | | CDG DYNAMIC COURT TERME | 1,140,33 |
| | | FCP INSTITUTIONS | 1,699,67 |
| | | FCP OBLIG CT | 1,592,33 |
| | | CDG OBLIG SECURITE | 1,623,33 |
| | | FCP TRESORERIE PLUS | 1,074,84 |
| | | FSEC I CT | 1,044,05 |
| | | CDG TAWFIR | 3,279,49 |
| | | SICAV OBLIGATIONS PERENNITE | 3,175,85 |
| | OMLT | CDG BARIQ | 3,538,62 |
| | | CDG-SECUR | 4,124,89 |
| | | SOCIETE CENTRALE DE REASSURANCE OBLIGATIONS | 2,754,81 |
| | | CDG HORIZONS | 2,116,84 |
| | | CNIA ASSURE | 277,380,40 |
| | | ATLANTA PERFORMANCE | 2,351,67 |
| | | CDG OBLIGATIONS | 2,411,60 |
| | | FCP CKG BONDS | 2,505,07 |
| | | FH2 OBLIGATAIRE DYNAMIQUE III | 168,57 |
| | | CDG OBLIG PLUS | 202,354,19 |
| | ACTIONS | CDG RENDEMENT | 2,175,23 |
| | | FCP EDUCATION | 2,238,79 |
| | | CDG BONDS DYNAMIQUE | 1,810,99 |
| | | AXA OBLIG | 1,029,61 |
| | | CDG OBLIG SELECTION | 1,851,89 |
| | | FCP SECURITE | 1,923,00 |
| | | CDG OBLIG PREMIUM | 1,727,43 |
| | | FORCE MUTUELLE | 1,535,21 |
| CDG CITOYENNETE | | 1,429,57 | |
| AL ULTIMAI SERENITE | | 1,906,59 | |
| DAR AD-DAMANE FUND | | 1,774,69 | |
| AL BARID ISTITMAR | | 141,54 | |
| FCP ALIF VI | | 1,148,78 | |
| FCP OBLIG PERENITE | | 10,857,18 | |
| FCP OBLIGATIONS OPTIMUM | | 1,073,04 | |
| FCP OBLIGATIONS DYNAMIQUE | | 1,054,73 | |
| FSEC II OMLT | | 1,067,80 | |
| PATRIMOINE AVENIR | | 686,75 | |
| STAFF ACTION | | 3,653,01 | |
| CFG PERFORMANCE | | 972,32 | |
| DIVERSIFIE | CFG EMERGENCE | 68,079,01 | |
| | CFG VALEURS | 577,29 | |
| | AVENIR CROISSANCE | 31,706,67 | |
| | FCP CFG CONSTRUCTION | 135,04 | |
| | CFG TRADER | 200,44 | |
| | CFG RENTABILITE | 166,30 | |
| | CFG Profil Offensif | 1,426,62 | |
| | CFG CROISSANCE | 8,579,72 | |
| | CFG AVENIR | 4,644,81 | |
| | AXA PERFORMANCE | 63,412,51 | |
| MONETAIRE | CFG Profil Equilibre | 1,260,55 | |
| | CFG Profil Dynamique | 1,245,53 | |
| | AXA Perspectives | 11,702,27 | |
| | R-MIXT CROISSANCE | 1,213,29 | |
| | CFG Opportunités | 1,106,81 | |
| | CFG Diversifié | 1,138,47 | |
| | CFG SECURITE | 2,460,54 | |
| | CFG TRESOCORP | 2,302,657,36 | |
| | CFG CASH SECURE | 1,206,17 | |
| | CFG INSTICASH | 1,452,04 | |
| OCT | CFG LIQUIDITE | 217,76 | |
| | CFG LIQUID BONDS | 1,219,139,85 | |
| | AVENIR OBLIGATION | 26,338,81 | |
| | AVENIR PREMIERE | 321,317,76 | |
| | CFG RENDEMENT | 329,03 | |
| | CAA RENDEMENT | 23,449,43 | |
| | AVENIR RENDEMENT | 28,171,25 | |
| | AVENIR PREVOYANCE | 9,031,23 | |
| | CFG INSTIBONDS | 148,30 | |
| | FCP AVENIR LONG TERME | 12,359,77 | |
| OMLT | FCP AL ULTIMAI SOLIDARITE | 205,757,28 | |
| | FCP CFG PREVOYANCE | 164,48 | |
| | CFG CORPORATE BONDS | 157,45 | |
| | SMART FUND | 1,028,78 | |
| | CFG Profil Prudent | 1,131,66 | |
| | CFG Profil Conservateur | 1,131,14 | |
| | CFG SECURE BONDS | 1,586,23 | |
| | CFG SOVEREIGN BONDS | 1,406,77 | |
| | BMCI COSMOS | 351,43 | |
| | FCP CIMR THARWA | 402,180,98 | |
| ACTIONS | CAT ACTIONS | 410,646,66 | |
| | SAFAE | 166,806,66 | |
| | BMCI PREMIUM EQUITY GROWTH | 18,946,19 | |
| | BMCI PREMIUM EQUITY INCOME | 14,313,33 | |
| | CIH ACTIONS | 2,165,30 | |
| | BMCI EPARGNE CROISSANCE | 151,10 | |
| | FCP SANAD ACTIONS | 129,730,35 | |
| | FCP AL IKRAM | 33,620,99 | |
| | FCP CASACTIONS | 175,423,50 | |
| | FCP AVENIR ACTIONS | 235,997,78 | |
| DIVERSIFIE | FCP AXA HORIZON | 170,243,54 | |
| | BMCI INVEST | 233,03 | |
| | FCP BMCI ISR | 118,00 | |
| | FCP AL KHEIR | 570,805,67 | |
| | BMCI PREMIUM OPPORTUNITY I | 15,134,10 | |
| | BMCI PREMIUM OPPORTUNITY II | 14,671,82 | |
| | CIH EPARGNE | 1,883,34 | |
| | CIH PATRIMOINE | 1,662,31 | |
| | BMCI TRESORERIE | 120,031,94 | |
| | BMCI TRESO PLUS | 162,29 | |
| MONETAIRE | INSTIMONETAIRE | 131,07 | |
| | AXA MONETAIRE | 153,536,66 | |
| | CIMR MONETAIRE | 126,184,65 | |
| | BMCI PREMIUM MONEY MARKET | 14,102,85 | |
| | BMCI MONETAIRE PLUS | 139,748,05 | |
| | CIH CASH | 1,492,29 | |
| | CIH TRESORERIE | 1,413,40 | |
| | BMCI CASH | 186,02 | |
| | FCP SECURITE RENDEMENT | 144,694,66 | |
| | BMCI PREMIUM SHORT BOND DIST | 128,98 | |
| OCT | BMCI PREMIUM SHORT TERM BOND | 120,58 | |
| | CIH MONETAIRE PLUS | 1,530,48 | |
| | BMCI EPARGNE OBLIGATIONS | 262,16 | |
| | SANAD OBLIGATAIRE | 1,489,784,53 | |
| | ATLANTA OBLIGATIONS | 3,111,686,82 | |
| | FCP SECURITE DEVELOPPEMENT | 253,450,67 | |
| | FCP BMCI GESTION SOLIDARITE | 137,25 | |
| | AXA EPARGNE | 114,581,56 | |
| | AXA CROISSANCE | 109,576,30 | |
| | CAT OBLI FRONTIERES | 157,779,80 | |
| OMLT | INSTIOBLIGATIONS | 1,393,50 | |
| | INSTIOBLIGATIONS ETAT | 1,289,52 | |
| | BMCI PREMIUM LONG TERM BOND | 15,294,48 | |
| | BMCI PREMIUM MEDIUM TERM BOND | 18,397,41 | |
| | CIH OBLIGATIONS | 1,764,35 | |
| | FCP IRGAM ACTIONS | 216,44 | |
| | IRGAM STRATEGIE | 88,61 | |
| | IRGAM DISTRIEQUITY | 128,40 | |
| | IRGAM BALANCE | 111,24 | |
| | R-MIXT COUVERTURE | 1,189,16 | |
| ACTIONS | IRGAM ALLOCATION | 226,59 | |
| | IRGAM DISTRIEQUILIBRE | 113,19 | |
| | FCP IRGAM MONETAIRE | 152,10 | |
| MONETAIRE | IRGAM OBLIGANQUES | 125,82 | |
| | IRGAM MONETAIRE PLUS | 144,81 | |
| OCT | IRGAM SECURPLUS | 122,79 | |

